



Countries overview

June 2015

METHODOLOGY

13 600 European employees

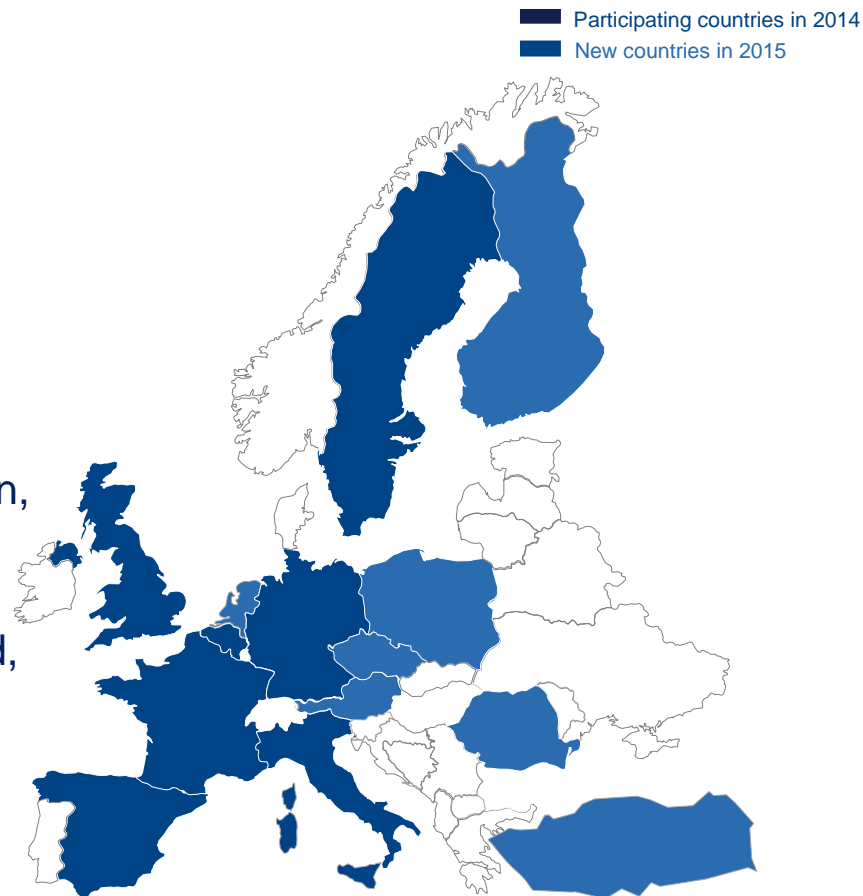
questioned in **January 2015**,

in **14 countries** :

Germany, Belgium, Spain, France, Italy, Sweden,
the United Kingdom,

and this year, Poland, Romania, Turkey, Finland,
Austria, Czech Republic, the Netherlands

Online survey undertaken in January 2015 by Ipsos





AUSTRIA



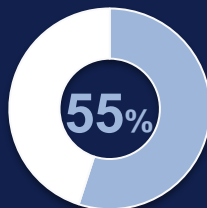
Data (eurostat)

- Growth rate of GDP: 1,6%
- Active population: 4,4 M
- Unemployment rate: 4,8%

*# rank among the 14 European countries

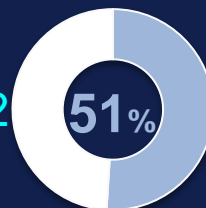
WELL-BEING

Happy at work
(% often)



#2*

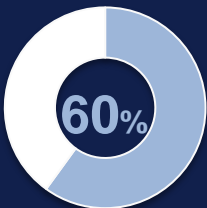
#2



Quality of life at work
(% scores 8-10)

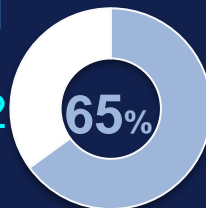
CONFIDENCE

Country future
(% confident)



#2

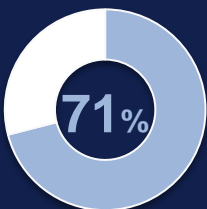
#2



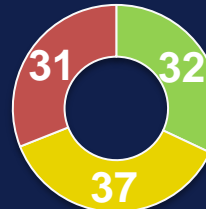
Professional future
(% confident)

MOTIVATION

Motivation
(% is increasing + remaining stable)



#6

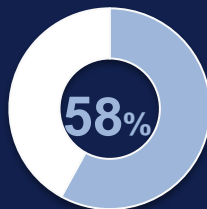


Concerns (%)

job
wage
time

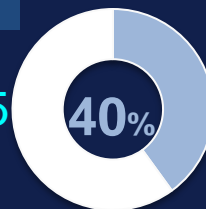
DEVELOPMENT

Stay in your company
(% yes)



#7

#5



Find a comparable job
(% easy)



BELGIUM



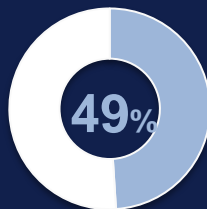
Data (eurostat 2014)

- Growth rate of GDP: 1,4%
- Active population: 4,9 M
- Unemployment rate: 8,5%

*# rank among the 14 European countries

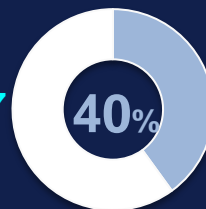
WELL-BEING

Happy at work
(% often)



#3*

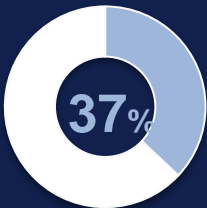
#7



Quality of life at work
(% scores 8-10)

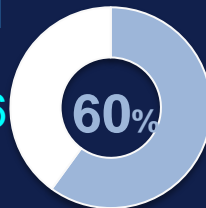
CONFIDENCE

Country future
(% confident)



#7

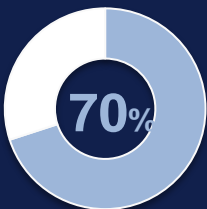
#6



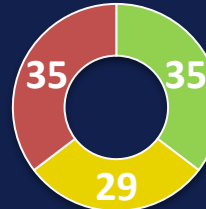
Professional future
(% confident)

MOTIVATION

Motivation
(% is increasing + remaining stable)



#7

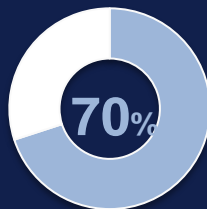


Concerns (%)

job
wage
time

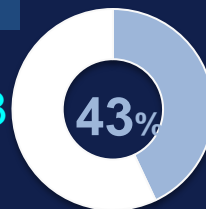
DEVELOPMENT

Stay in your company
(% yes)



#2

#3



Find a comparable job
(% easy)



CZECH REP



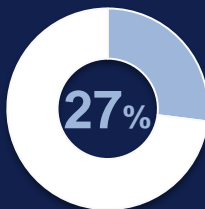
Data (eurostat 2014)

- Growth rate of GDP: 2%
- Active population: 5,3 M
- Unemployment rate: 6,7%

*# rank among the 14 European countries

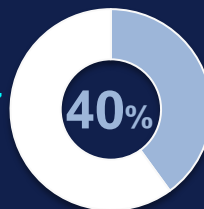
WELL-BEING

Happy at work
(% often)



#11*

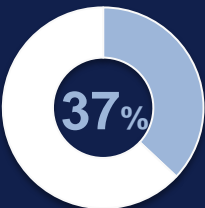
#7



Quality of life at work
(% scores 8-10)

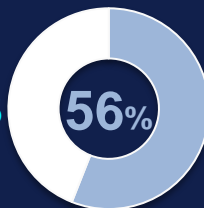
CONFIDENCE

Country future
(% confident)



#7

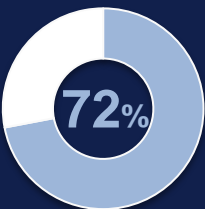
#8



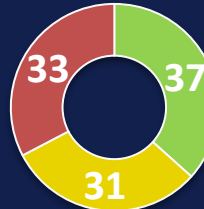
Professional future
(% confident)

MOTIVATION

Motivation
(% is increasing + remaining stable)



#5

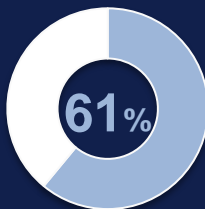


Concerns (%)

job
wage
time

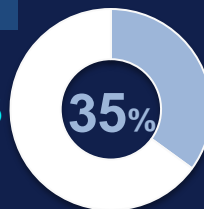
DEVELOPMENT

Stay in your company
(% yes)



#5

#8



Find a comparable job
(% easy)



FINLAND



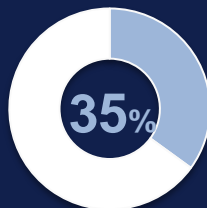
Data (eurostat 2014)

- Growth rate of GDP: 0,2%
- Active population: 2,7 M
- Unemployment rate: 8,5%

*# rank among the 14 European countries

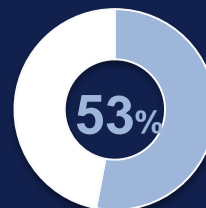
WELL-BEING

Happy at work
(% often)



#7*

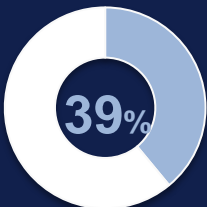
#1



Quality of life at work
(% scores 8-10)

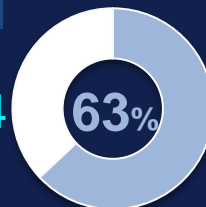
CONFIDENCE

Country future
(% confident)



#6

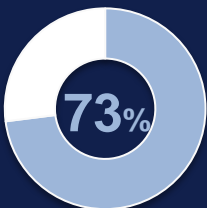
#4



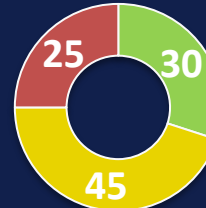
Professional future
(% confident)

MOTIVATION

Motivation
(% is increasing + remaining stable)



#4

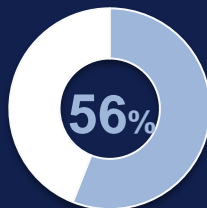


Concerns (%)

job
wage
time

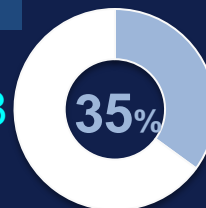
DEVELOPMENT

Stay in your company
(% yes)



#9

#8



Find a comparable job
(% easy)

FRANCE



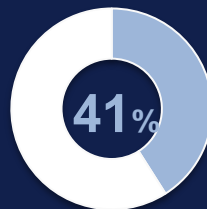
Data (eurostat 2014)

- Growth rate of GDP: 1%
- Active population: 28,8 M
- Unemployment rate: 10,4%

*# rank among the 14 European countries

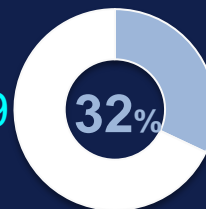
WELL-BEING

Happy at work
(% often)



#6*

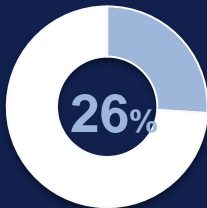
#9



Quality of life at work
(% scores 8-10)

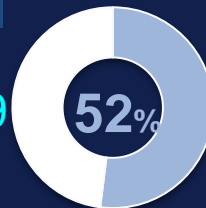
CONFIDENCE

Country future
(% confident)



#11

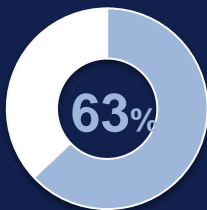
#9



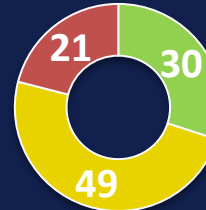
Professional future
(% confident)

MOTIVATION

Motivation
(% is increasing + remaining stable)



#11

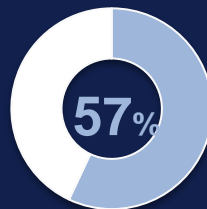


Concerns (%)

job
wage
time

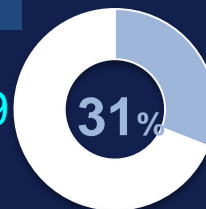
DEVELOPMENT

Stay in your company
(% yes)



#8

#9



Find a comparable job
(% easy)



GERMANY



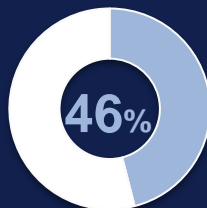
Data (eurostat)

- Growth rate of GDP: 1,8%
- Active population: 41,7 M
- Unemployment rate: 5,1%

*# rank among the 14 European countries

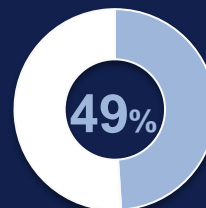
WELL-BEING

Happy at work
(% often)



#4*

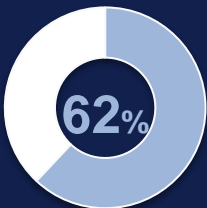
#3



Quality of life at work
(% scores 8-10)

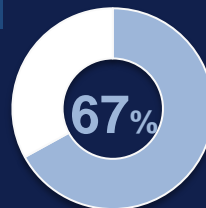
CONFIDENCE

Country future
(% confident)



#1

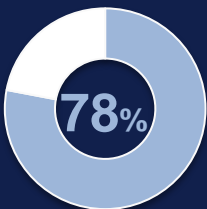
#1



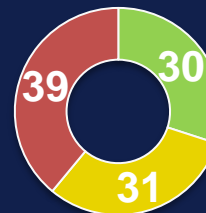
Professional future
(% confident)

MOTIVATION

Motivation
(% is increasing + remaining stable)



#2

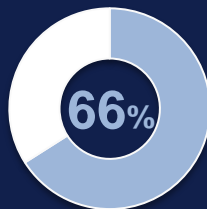


Concerns (%)

job
wage
time

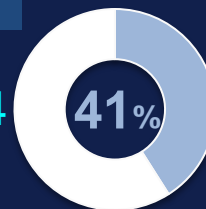
DEVELOPMENT

Stay in your company
(% yes)



#4

#4



Find a comparable job
(% easy)



ITALY



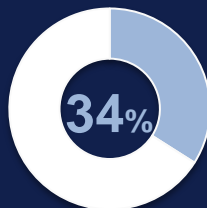
Data (eurostat 2014)

- Growth rate of GDP: 0,6%
- Active population: 25,5 M
- Unemployment rate: 12,8%

*# rank among the 14 European countries

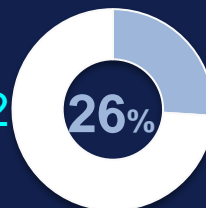
WELL-BEING

Happy at work
(% often)



#8*

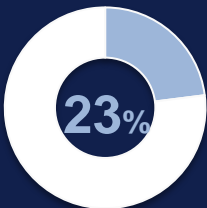
#12



Quality of life at work
(% scores 8-10)

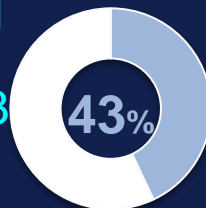
CONFIDENCE

Country future
(% confident)



#12

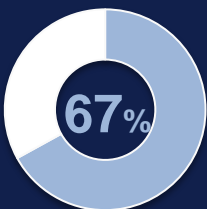
#13



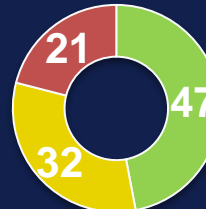
Professional future
(% confident)

MOTIVATION

Motivation
(% is increasing + remaining stable)



#9

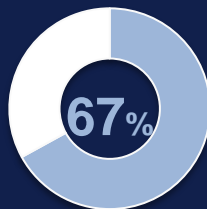


Concerns (%)

job
wage
time

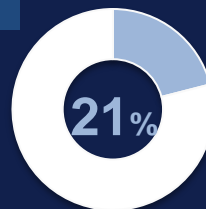
DEVELOPMENT

Stay in your company
(% yes)



#3

#11



Find a comparable job
(% easy)



NETHERLANDS



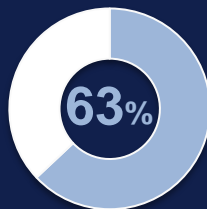
Data (eurostat 2014)

- Growth rate of GDP: 1,2%
- Active population: 9 M
- Unemployment rate: 7,4%

*# rank among the 14 European countries

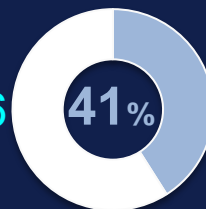
WELL-BEING

Happy at work
(% often)



#1*

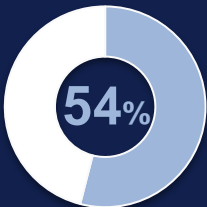
#6



Quality of life at work
(% scores 8-10)

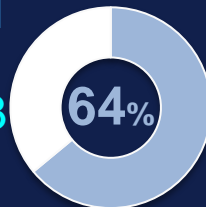
CONFIDENCE

Country future
(% confident)



#4

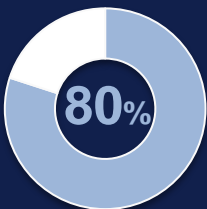
#3



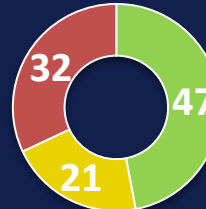
Professional future
(% confident)

MOTIVATION

Motivation
(% is increasing + remaining stable)



#1

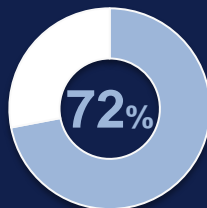


Concerns (%)

job
wage
time

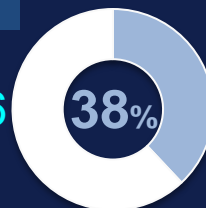
DEVELOPMENT

Stay in your company
(% yes)



#1

#6



Find a comparable job
(% easy)



POLAND



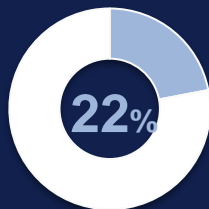
Data (eurostat 2014)

- Growth rate of GDP: 3,2%
- Active population: 17,4
- Unemployment rate: 9,9%

*# rank among the 14 European countries

WELL-BEING

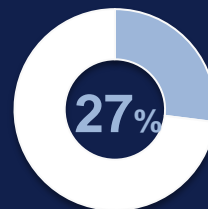
Happy at work
(% often)



#12*

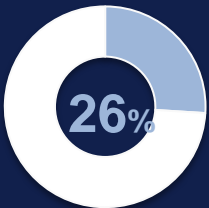
#11

Quality of life at work
(% scores 8-10)



CONFIDENCE

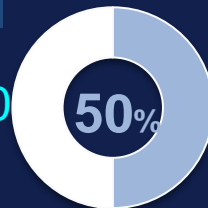
Country future
(% confident)



#11

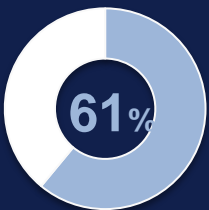
#10

Professional future
(% confident)



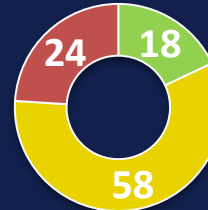
MOTIVATION

Motivation
(% is increasing + remaining stable)



#12

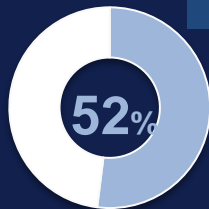
Concerns (%)



job
wage
time

DEVELOPMENT

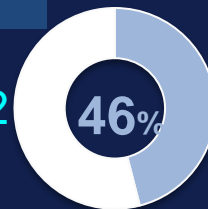
Stay in your company
(% yes)



#11

#2

Find a comparable job
(% easy)





ROMANIA



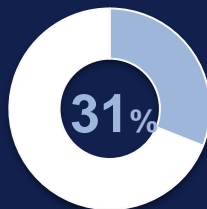
Data (eurostat 2014)

- Growth rate of GDP: 2,5%
- Active population: 9,9 M
- Unemployment rate: 7,2%

*# rank among the 14 European countries

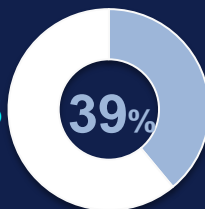
WELL-BEING

Happy at work
(% often)



#10*

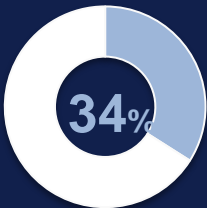
#8



Quality of life at work
(% scores 8-10)

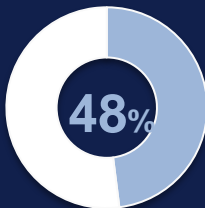
CONFIDENCE

Country future
(% confident)



#8

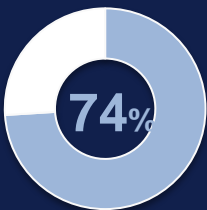
#11



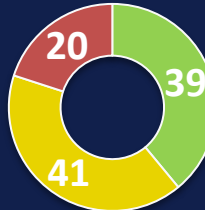
Professional future
(% confident)

MOTIVATION

Motivation
(% is increasing + remaining stable)



#3

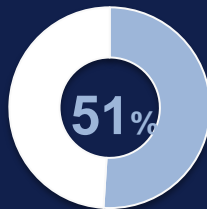


Concerns (%)

job
wage
time

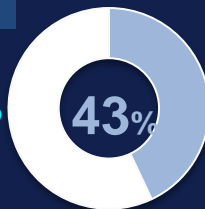
DEVELOPMENT

Stay in your company
(% yes)



#12

#3



Find a comparable job
(% easy)



SPAIN



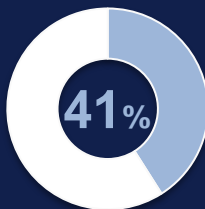
Data (eurostat 2014)

- Growth rate of GDP: 1,1%
- Active population: 23,2 M
- Unemployment rate: 25,5%

*# rank among the 14 European countries

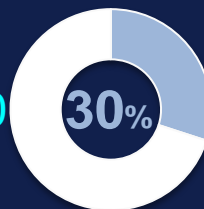
WELL-BEING

Happy at work
(% often)



#6*

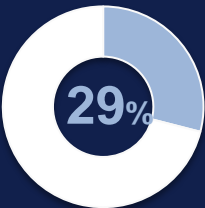
#10



Quality of life at work
(% scores 8-10)

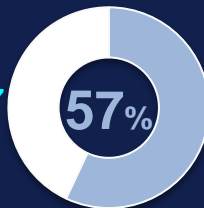
CONFIDENCE

Country future
(% confident)



#10

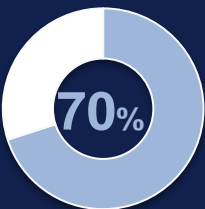
#7



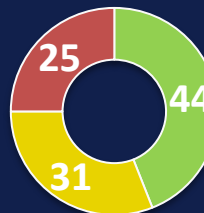
Professional future
(% confident)

MOTIVATION

Motivation
(% is increasing + remaining stable)



#7

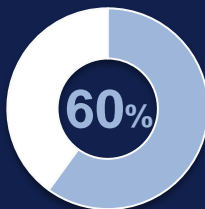


Concerns (%)

job
wage
time

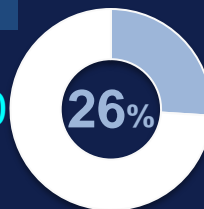
DEVELOPMENT

Stay in your company
(% yes)



#6

#10



Find a comparable job
(% easy)



SWEDEN



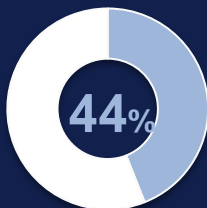
Data (eurostat 2014)

- Growth rate of GDP: 2,8%
- Active population: 5,1 M
- Unemployment rate: 7,6%

*# rank among the 14 European countries

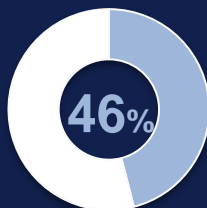
WELL-BEING

Happy at work
(% often)



#5*

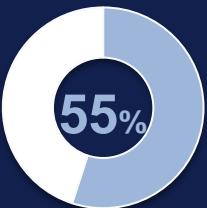
#4



Quality of life at work
(% scores 8-10)

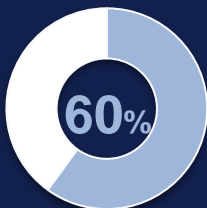
CONFIDENCE

Country future
(% confident)



#3

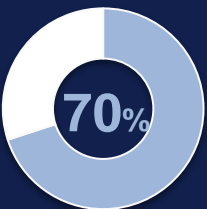
#6



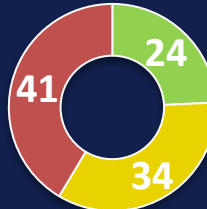
Professional future
(% confident)

MOTIVATION

Motivation
(% is increasing + remaining stable)



#7

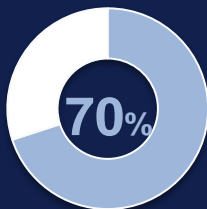


Concerns (%)

job
wage
time

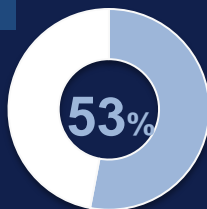
DEVELOPMENT

Stay in your company
(% yes)



#2

#1



Find a comparable job
(% easy)



UNITED KINGDOM



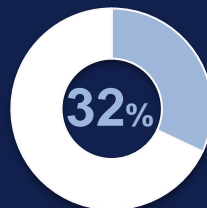
Data (eurostat)

- Growth rate of GDP: 2,7%
- Active population: 32,4 M
- Unemployment rate: 6,6%

*# rank among the 14 European countries

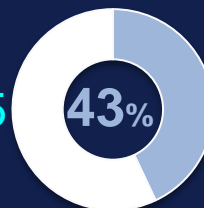
WELL-BEING

Happy at work
(% often)



#9*

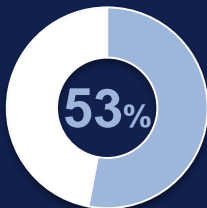
#5



Quality of life at work
(% scores 8-10)

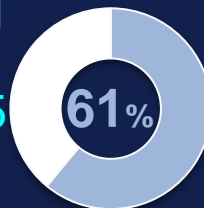
CONFIDENCE

Country future
(% confident)



#5

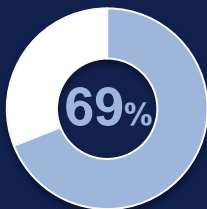
#5



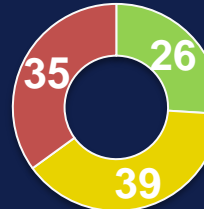
Professional future
(% confident)

MOTIVATION

Motivation
(% is increasing + remaining stable)



#8

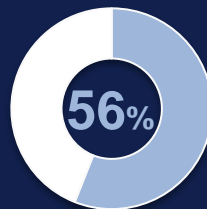


Concerns (%)

job
wage
time

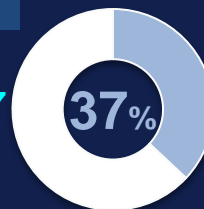
DEVELOPMENT

Stay in your company
(% yes)



#9

#7



Find a comparable job
(% easy)



TURKEY



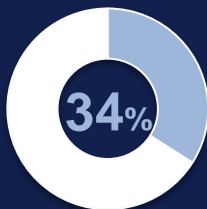
Data (eurostat 2014)

- Growth rate of GDP: 3%
- Active population: 28 M
- Unemployment rate: 9,5%

*# rank among the 14 European countries

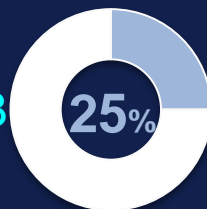
WELL-BEING

Happy at work
(% often)



#8*

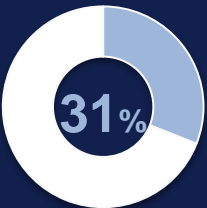
#13



Quality of life at work
(% scores 8-10)

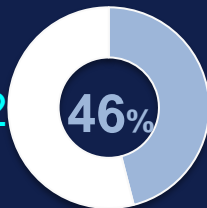
CONFIDENCE

Country future
(% confident)



#9

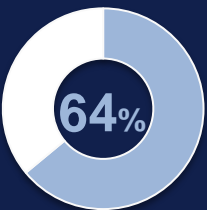
#12



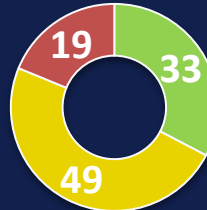
Professional future
(% confident)

MOTIVATION

Motivation
(% is increasing + remaining stable)



#10

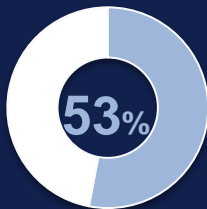


Concerns (%)

job
wage
time

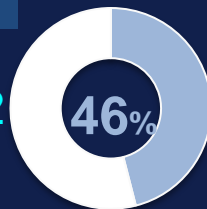
DEVELOPMENT

Stay in your company
(% yes)



#10

#2



Find a comparable job
(% easy)

Contacts

julia.pironon@ipsos.com
domitille.pinta@edenred.com